
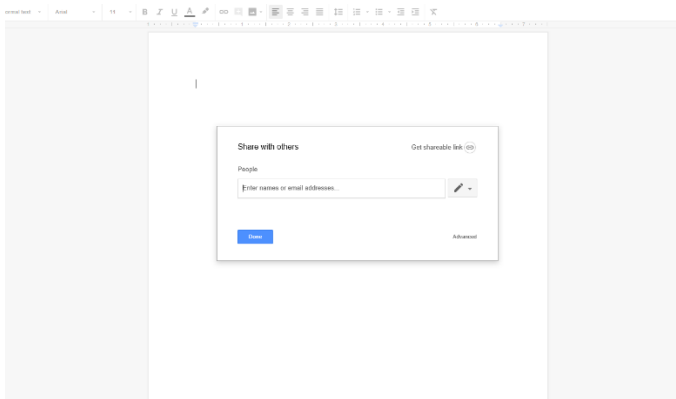


Sharing on Google Documents

1. When you're done with your paper, you can share it with a peer by clicking on the "share" icon in the upper left-hand corner.



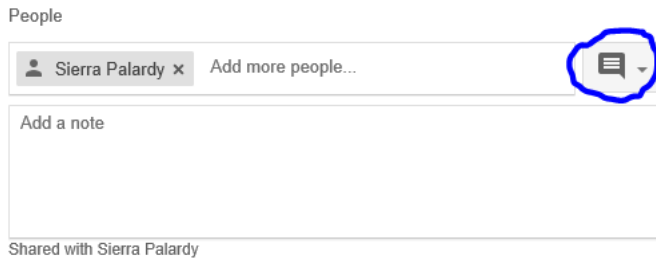
When you hit share, this is what will pop up....



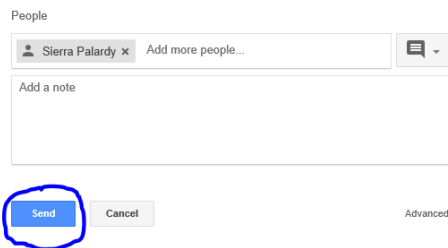
2. In the box, under "People", type in the email address of the peer who's going to be reviewing your paper.



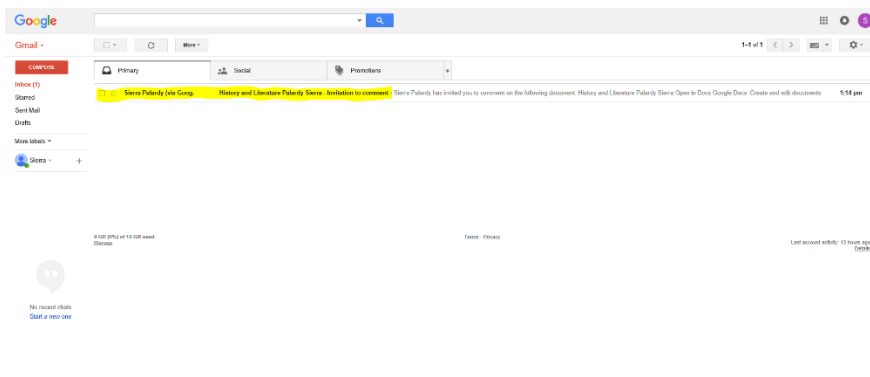
3. Make sure that the icon to the left of the recipient is the “can comment” option. This way your peer can make comments on your paper but cannot change or delete any of your work.



4. Once you have the email of your peer written down, you can share it by clicking on the “share” button. An email will be sent to your peer’s Gmail in which they will be able to upload and comment on your document.



5. Go to your Gmail and check for an invitation to comment on your peer’s paper. If your peer has shared their paper with you correctly, it should show up in your email.



6. Pull up the email and click on “Open in Docs” button. This will bring you to your peer’s paper.

